


## Specifications

Rating	0.1A/30VDC 20,000 cycles min.
Operating Temp:	-10°C ~ +60°C
Contact Resistance:	50mΩ max. initial
Insulation Resistance:	100 MΩ min.
Dielectric Strength:	500VAC for 60 +/- 5 sec
Travel to Lock:	2.2mm
Total Travel:	3.4mm
Functions:	Momentary, latching Interlock, Reset
Change-over-time:	Shorting Non-shorting
Operating Force:	2-Pole: 250 +/- 80gf 4-Pole: 280 +/- 100gf 6-Pole: 300 +/- 100gf

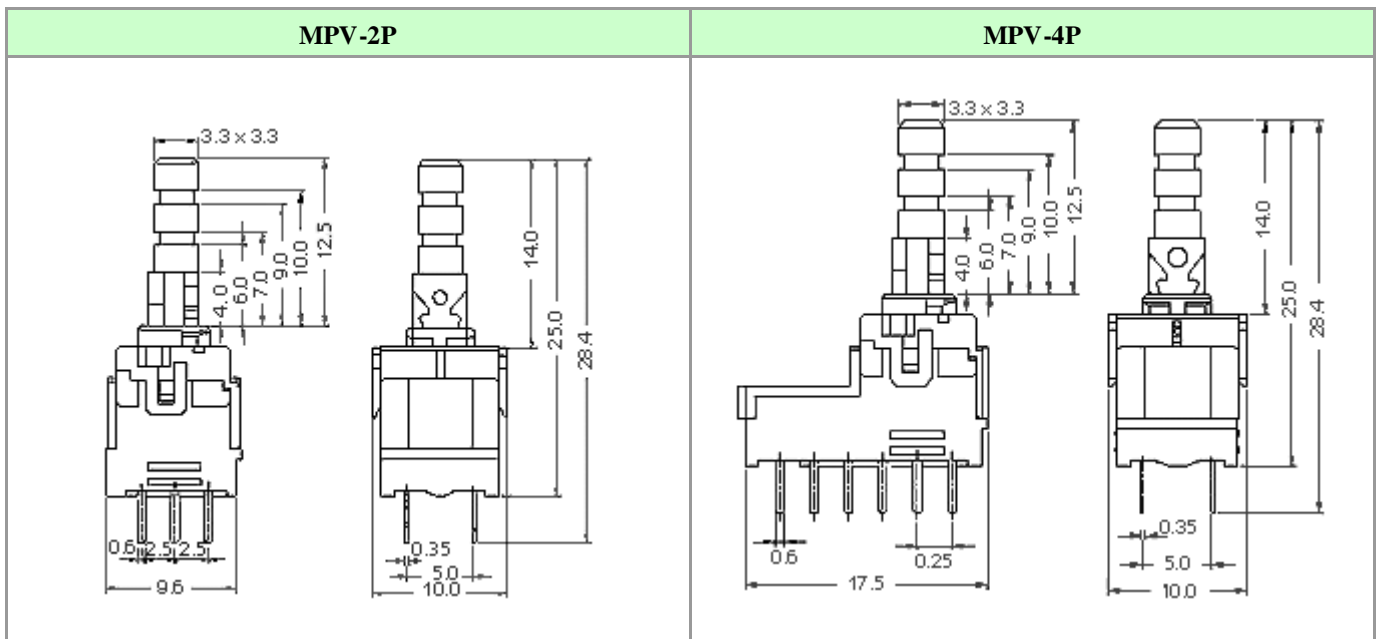


Ordering qty: 500pcs

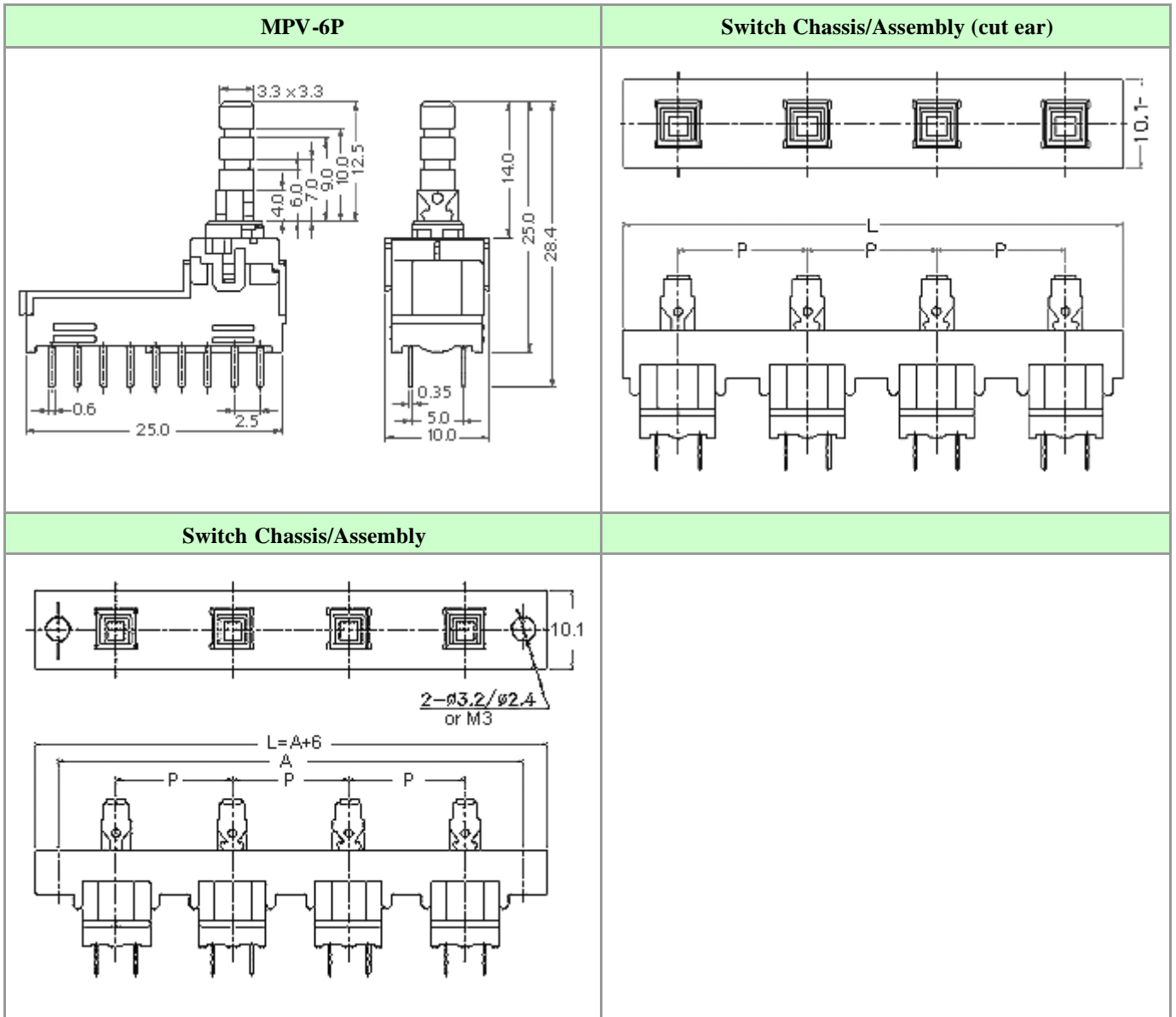
## Ordering Instruction

<b>MPV</b>	-	<b>S</b>	<b>2</b>	<b>A</b>	-	<b>8.0</b>	<b>T</b>
		S = Self Lock N = Non-lock	<u>Number of poles</u> 2 4 6	<u>Terminal Types</u> A =Straight pins D =Snap in pins		<u>Actuator</u> <u>Height (mm)</u> 7.0 8.0 9.5 12.5	<u>Chassis/Mounting</u> H: 2x Ø3.2mm T: 2x M3 C: Cut ear Nil: no chassis

## Dimensions



## Dimensions



### Switch Assembly Dimensions for Ø3.2 and M3 Chassis

No of station	2 keys	3 keys	4 keys	5 keys	6 keys	7 keys	8 keys
Pitch (P) \ A	A	A	A	A	A	A	A
12.5mm	27.5	40.0	52.5	65.0	77.5	90.0	102.5
15.0mm	30.0	45.0	60.0	75.0	90.0	105.0	120.0
17.5mm	32.5	50.0	67.5	85.0	102.5	120.0	137.5
19.0mm	34.0	53.0	72.0	91.0	110.0	129.0	148.0
20.0mm	35.0	55.0	75.0	95.0	115.0	135.0	155.0

### Switch Assembly Dimensions for Ear-cut Type Chassis

No of station	2 keys	3 keys	4 keys	5 keys	6 keys	7 keys	8 keys
Pitch (P) \ L	L	L	L	L	L	L	L
12.5mm	25.2	37.7	50.2	62.7	75.2	87.7	100.2
15.0mm	28.2	43.2	58.2	73.2	88.2	103.2	118.2
17.5mm	30.7	48.2	65.7	83.2	100.7	118.2	137.7
20.0mm	33.2	53.2	73.2	93.2	113.2	133.2	153.2

**Note:** Please refer to Appendix A in this catalogue for switch assembly

# Appendix - A

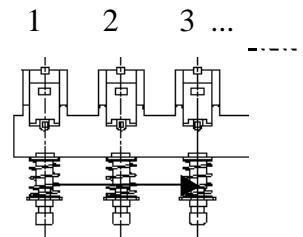
## Switch Assembly Ordering Form

Customer: _____	Toneluck Salesman _____
Purchaser: _____	Date: _____
Project Ref: _____	Your Email: _____
Sales Rep.: _____	Est. Monthly Qty: _____

**Format:**

**PBN - 5 - 17.5 H - xxxx**

PBA	No. of switches	Pitch (mm)	<u>Mounting Chassis</u>
PBN		10.0	H = Mounting holes is 2 x Ø3.2 mm
MPN		12.5	T = M3 Screw, 2 x (M3x 0.5 mm)
PWL		15.0	C = Mounting chassis ear cut
		17.5	
		20.0	
		25.0	XXXX : Assigned by Toneluck



Key No.	Switch Part Number	Function (select one only by 'x')				Pitch (p)	Button P/N
		Self Lock	Non-lock	Inter-lock	Reset		
1							
2							
3							
4							
5							
6							
7							
8							

Remarks: \_\_\_\_\_

**To be filled by Toneluck:**

Part-number:	[ ] - [ ] - [ ] [ ] - [ ]
Price:	Lead-time :
Revision Date:	Validity: 180 days
Remarks:	